



IMPACT ACOUSTIC®



FLOCK Bespoke

Ceiling System

719.12.10.000.00
719.12.11.000.00
719.12.12.000.00
719.12.13.000.00
719.12.14.000.00
719.12.15.000.00

TECHNICAL DATA SHEET

FLOCK Bespoke Ceiling System

General Information



Data

Applicable article numbers

Straight 190	Straight 270	Straight 340	Surface	Trace	Bespoke
719.12.10.000.00	719.12.11.000.00	719.12.12.000.00	719.12.13.000.00	719.12.14.000.00	719.12.15.000.00

Dimensions¹

Felt fin height	140-540mm	112.20"
Felt fin height	140 or 190mm	47 1/4"
Fin height (incl. structure)	Element height + 42mm (1 3/4")	

Material

Acoustic Elements	ARCHISONIC® Felt - 100% PET (60% Post-consumer) in 45 colours
Hardware	Steel and Aluminium (RAL9005), Polycarbonate



Extended document available

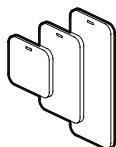
Weight²

Full assembly	up to 12 kg/m ² (±10%)	2.5 lbs/sqft (±10%)
---------------	-----------------------------------	---------------------

2 - this value refers to the highest possible static load when using maximum density and element height.

Included

Acoustic elements



Installation hardware



Installation guide



Warranty 10 years³



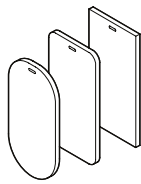
1 - all dimensions are nominal 3 - Impact Acoustic warranty terms apply

FLOCK Bespoke Ceiling System

Specification Guide

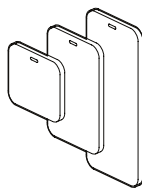
Ensure you make the perfect choice by choosing our solutions for your next project. To get started, simply define some basic information and constraints about your space. Then explore our range of standard solutions or contact us directly for a more in-depth discussion of personalized customized options.

1 Specify your Ceiling System



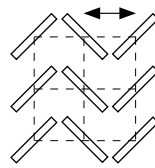
Elements shape

page 6




Elements size

page 6



Elements spacing and orientation

page 6



Colours

page 16

FLOCK Bespoke Ceiling System

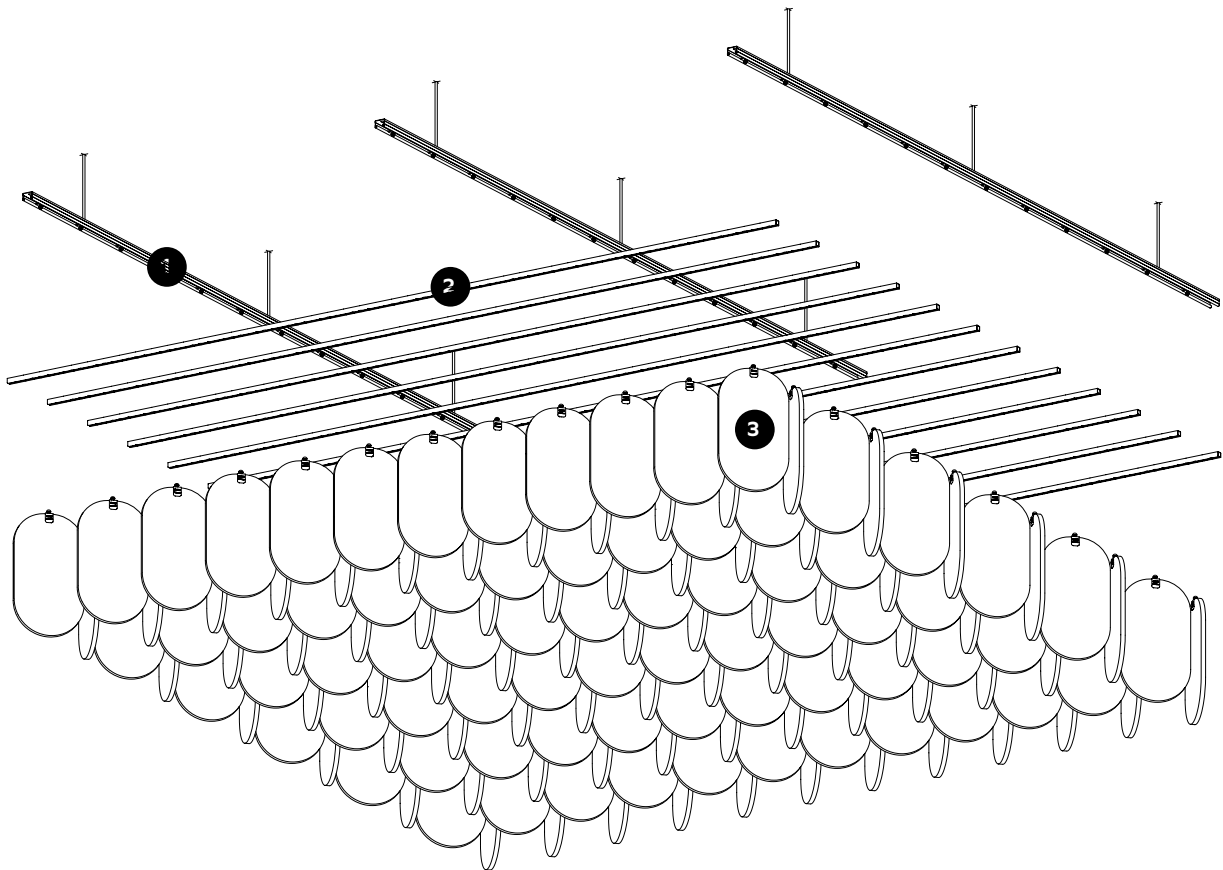
System Overview

The Flock Ceiling System is composed of 3 functional layers.

1. Primary profiles - 828.20.00.600.00-04 · Strut Channel, various colours
Reducing the number of installation/drilling point required for overall assembly

2. Secondary profiles - MET.01.00066 · FLOCK Profile, RAL 9005
Allowing flexibility and installation ease for multiple acoustic elements, including connectors to Strut Channel

3. Acoustic Elements - bespoke cutting plans · FLOCK Felt Fins
Acoustic fins with adjustable installation clip.



FLOCK Bespoke Ceiling System

Items

The Flock Ceiling System is composed of multiple items

1.1 **Strut Channel** - 828.20.00.600.01-04

1.2 **Strut Connector** - 828.20.10.600.01-04

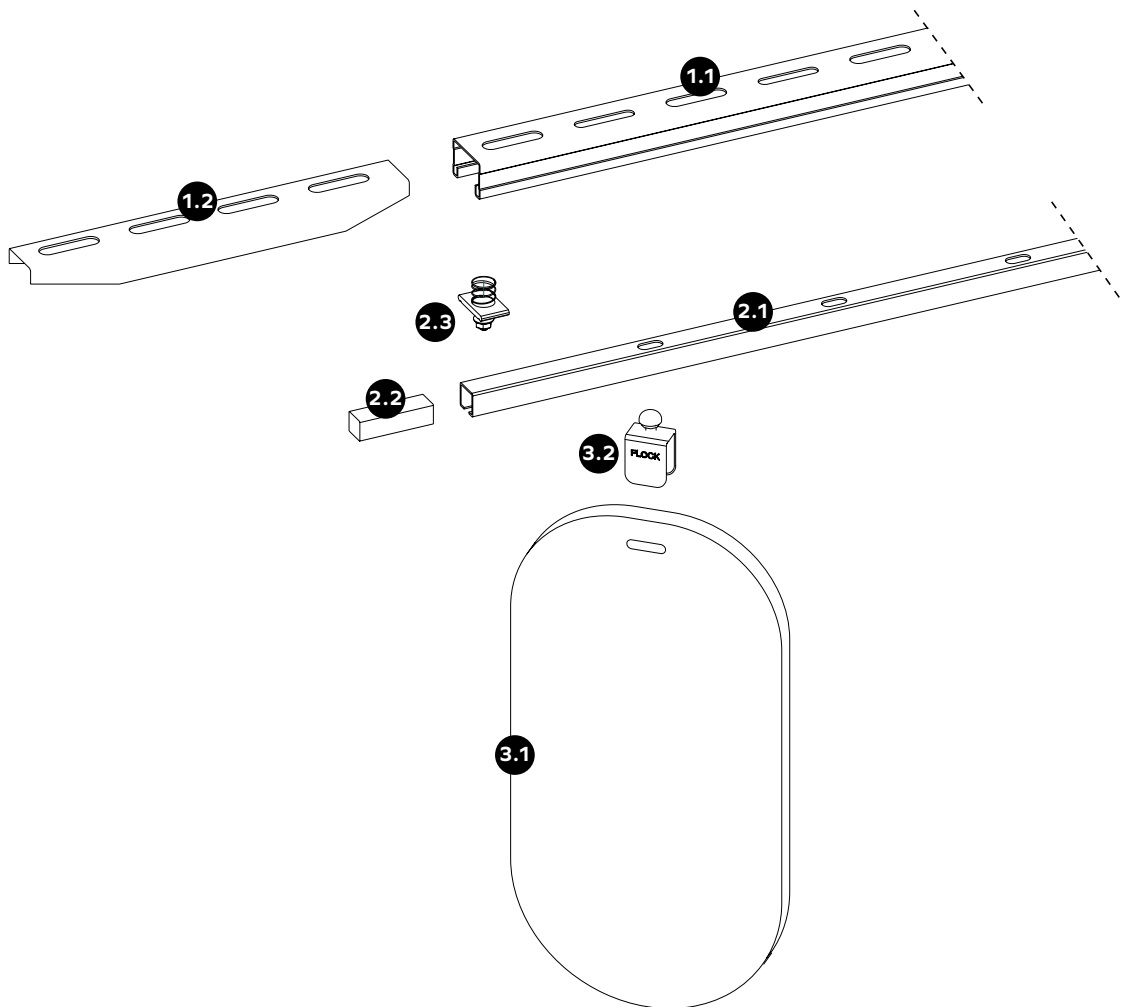
2.1 **Flock Profile** - 2400mm (94.5") Aluminium - MET.01.00066 (RAL9005) MET.01.00066.01 (RAL9016)

2.2 **Flock Profile Connector** - MET.01.00067 (RAL9005) MET.01.00067.01 (RAL9016)

2.3 **Strut Sliding Spring Nut M4** - MET.01.00012

3.1 **Flock Acoustic Fins** - bespoke cutting plans

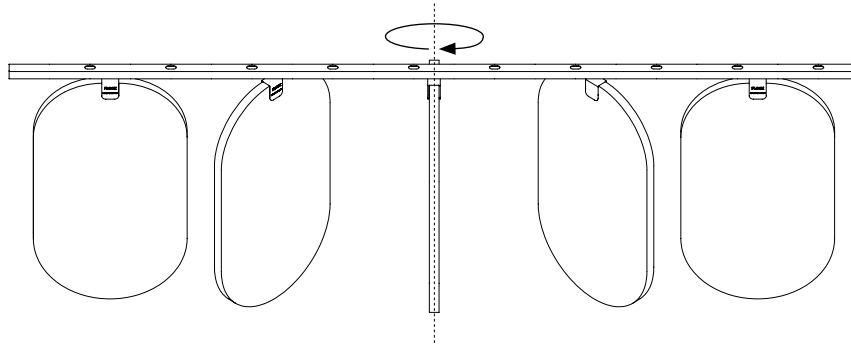
3.2 **Flock Clip** - MIS.01.00063



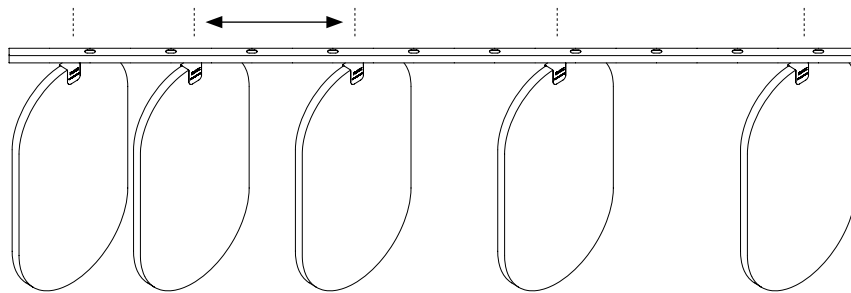
FLOCK Bespoke Ceiling System

System Overview - Smart Fin

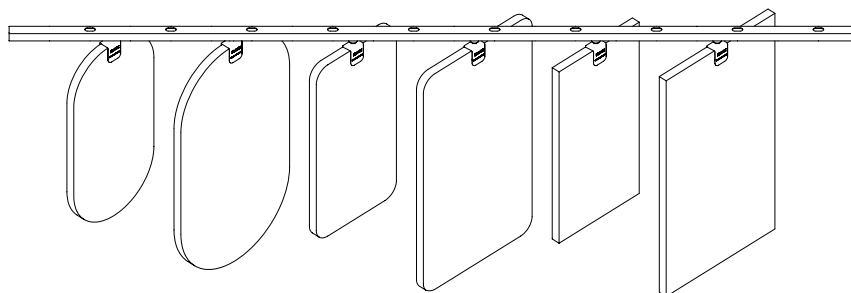
1 Adjustable orientation (45 degree step size)



2 Adjustable spacing (50mm/2" step size) - standard spacing is 200mm/7.9"



3 Adjustable shape and size (predefined and bespoke options available)



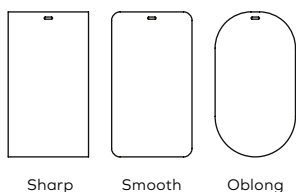
FLOCK Bespoke Ceiling System

Standard configurations

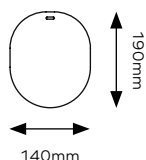
1 Flock Straight 190 / small uniform height elements

719.12.10.000.00

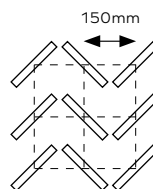
Fin Types



Fin Size




Grid Spacing



Colours



2 colours can be selected out of 45



Dimension tables¹

Name	Metric	Imperial
L Area ²	bespoke	bespoke
H Height(inc. structure)	230mm	9.06"
Fh Fin Height	190mm	7.48"
Fw Fin Width	140mm	5.51"
G Grid Spacing	150mm	5.91"
Colour options	max. 2 colours can be selected - see page 16 with our 45 colours range	



Installation time - please account for 25-30min/sqm (2-3min/sqft) installation time

¹ - All dimensions are nominal ² - The example above represents area of 6x6m (19.7'x19.7')

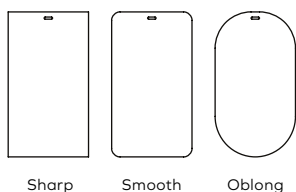
FLOCK Bespoke Ceiling System

Standard configurations

2 **Flock Straight 270** / *small uniform height elements*

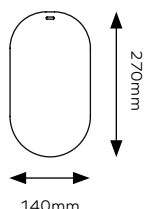
719.12.11.000.00

Fin Types



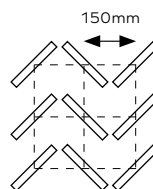
Sharp Smooth Oblong

Fin Size



140mm

Grid Spacing




150mm

Colours



2 colours can be selected out of 45



Dimension tables¹

Name	Metric	Imperial
L Area ²	bespoke	bespoke
H Height(inc. structure)	310mm	12.20"
Fh Fin Height	270mm	10.63"
Fw Fin Width	140mm	5.51"
G Grid Spacing	150mm	5.91"
Colour options	max. 2 colours can be selected - see page 16 with our 45 colour range	



Installation time - please account for 25-30min/sqm (2-3min/sqft) installation time


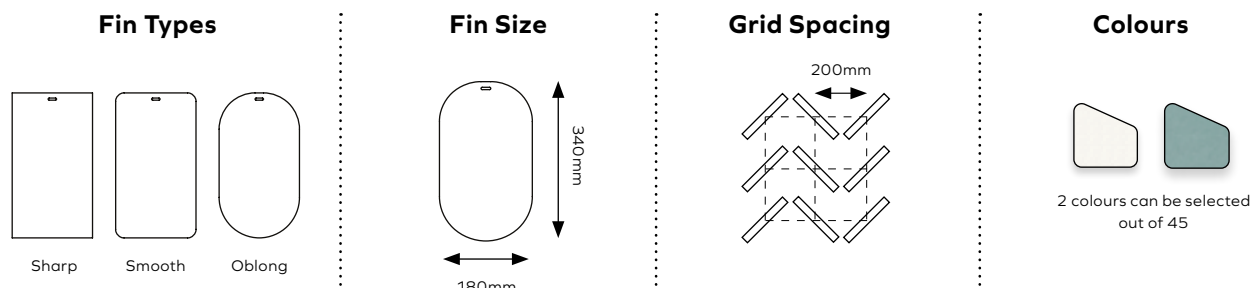
¹ - All dimensions are nominal ² - The example above represents area of 6x6m (19.7'x19.7')

FLOCK Bespoke Ceiling System

Standard configurations

3 Flock Straight 340 / big uniform height elements

719.12.12.000.00



Dimension tables¹

Name	Metric	Imperial
L Area ²	bespoke	bespoke
H Height(inc. structure)	380mm	14.96"
Fh Fin Height	340mm	13.39"
Fw Fin Width	180mm	7.09"
G Grid Spacing	200mm	7.87"
Colour options	max. 2 colours can be selected - see page 16 with our 45 colour range	



Installation time - please account for 25-30min/sqm (2-3min/sqft) installation time


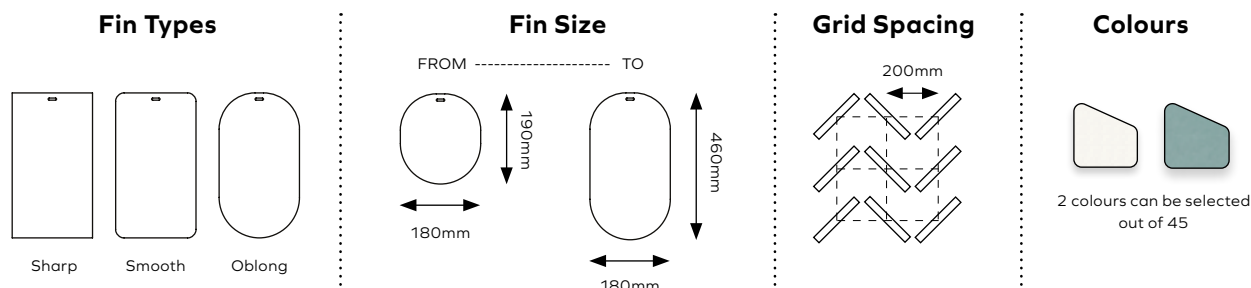
¹ - All dimensions are nominal ² - The example above represents area of 6x6m (19.7'x19.7')

FLOCK Bespoke Ceiling System

Standard configurations

4 Flock Surface / smooth transition between 2 heights

719.12.13.000.00



Dimension tables¹

Name	Metric	Imperial
L Area ²	bespoke	bespoke
H Height(inc. structure)	max. 500mm	19.69"
Fh Fin Height	190-460mm	7.48-18.11"
Fw Fin Width	180mm	7.09"
G Grid Spacing	200mm	7.87"
Colour options	max. 2 colours can be selected - see page 16 with our 45 colour range	



Installation time - please account for 25-30min/sqm (2-3min/sqft) installation time

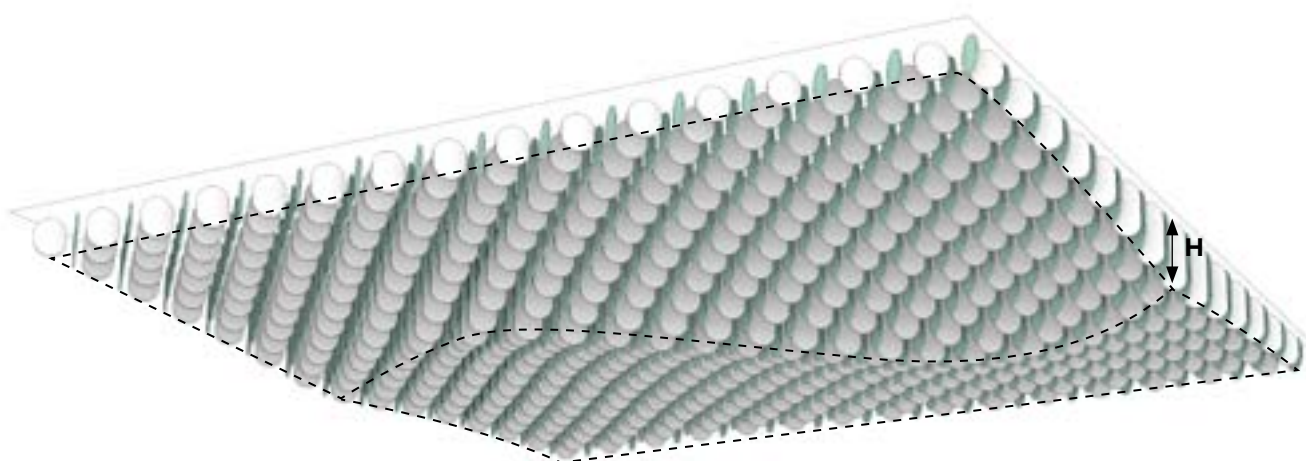
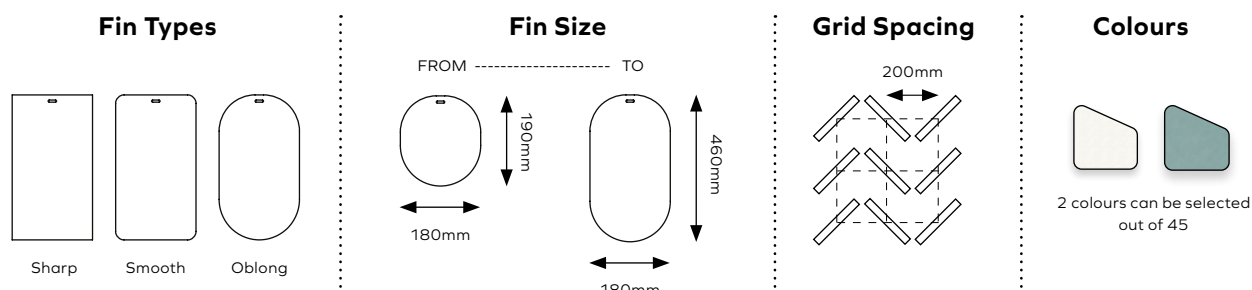
¹ - All dimensions are nominal ² - The example above represents area of 6x6m (19.7'x19.7')

FLOCK Bespoke Ceiling System

Standard configurations

5 Flock Trace / height articulation follows the curve

719.12.14.000.00



Dimension tables¹

Name	Metric	Imperial
L Area ²	bespoke	bespoke
H Height(inc. structure)	max. 500mm	19.69"
Fh Fin Height	190-460mm	7.48-18.11"
Fw Fin Width	180mm	7.09"
G Grid Spacing	200mm	7.87"
Colour options	max. 2 colours can be selected - see page 16 with our 45 colour range	



Installation time - please account for 25-30min/sqm (2-3min/sqft) installation time

¹ - All dimensions are nominal ² - The example above represents area of 6x6m (19.7'x19.7')

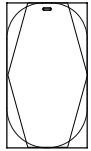
FLOCK Bespoke Ceiling System

Bespoke configuration

6 Flock Bespoke - example design

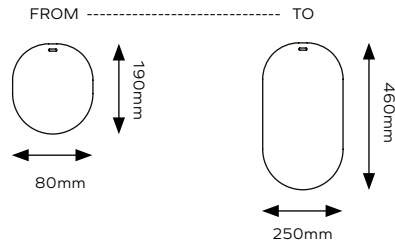
719.12.15.000.00

Fin Types

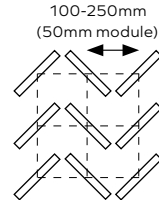


Custom upon request


Fin Size



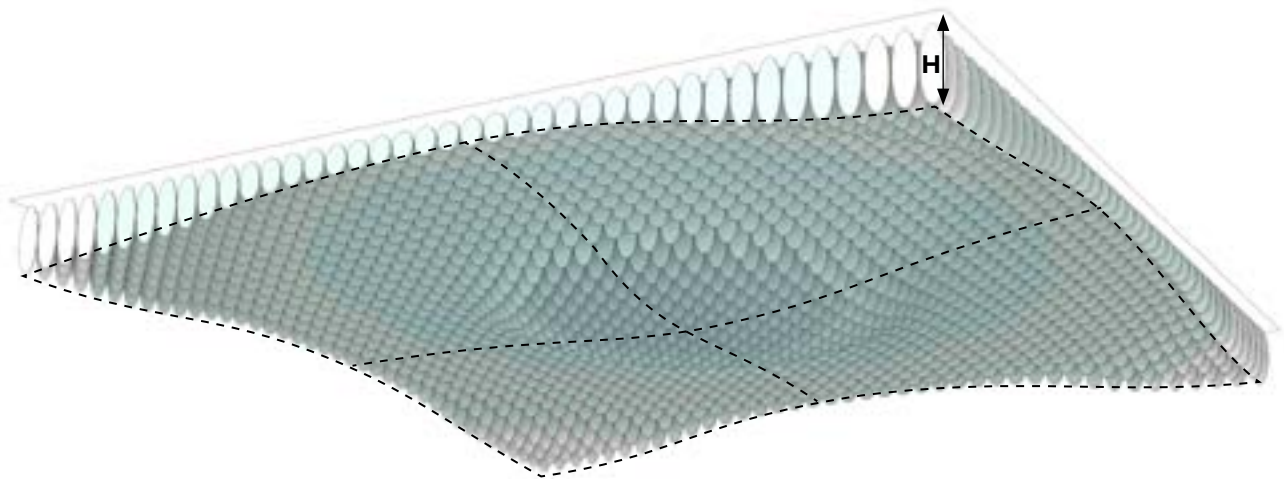
Grid Spacing



Colours



4 colours can be selected out of 45



Dimension tables^{1, 2}

Name	Metric	Imperial
L Area ³	bespoke	bespoke
H Height(inc. structure)	max. 500mm	19.69"
Fh Fin Height	190-460mm	7.48-18.11"
Fw Fin Width	80-250mm	3.15-9.84"
G Grid Spacing	100, 150, 200 or 250mm	3.94, 5.91, 7.87 or 9.84"
Colour options	up to 4 colours can be selected - see page 16 with our 45 colour range	



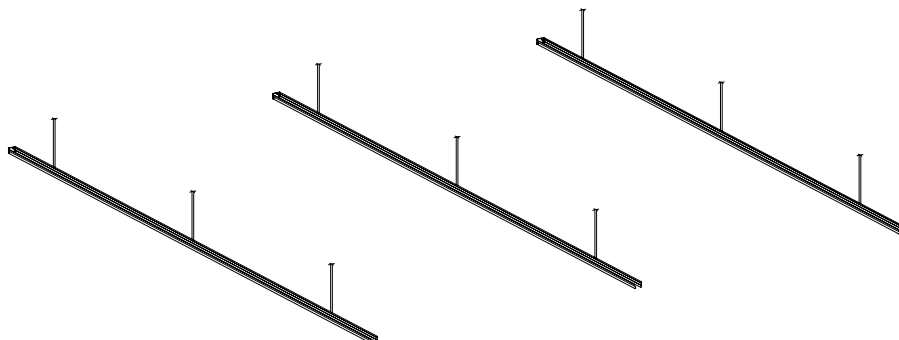
Installation time - please account for 25-30min/sqm (2-3min/sqft) installation time

¹ - All dimensions are nominal ² - Not all sizing combinations are feasible ³ - The example above represents area of 6x6m (19.7'x19.7')

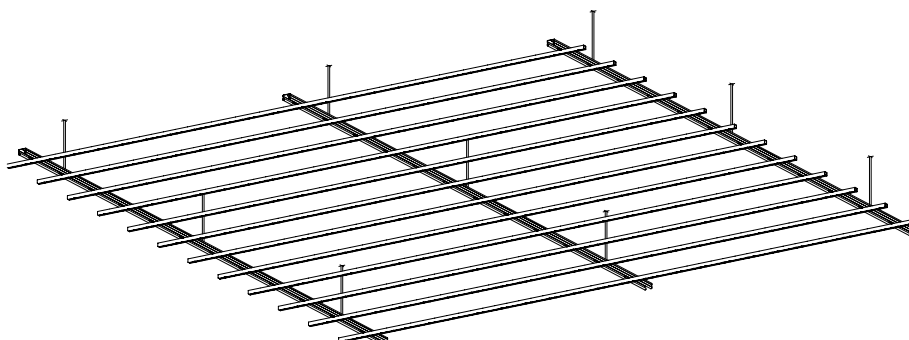
FLOCK Bespoke Ceiling System

Installation Overview

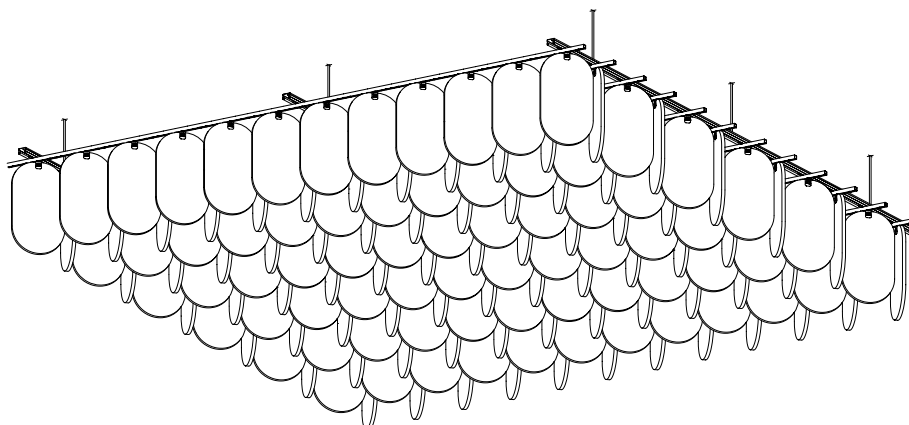
1 Install Primary Structure struts on the ceiling (threaded rods are not provided)



2 Attach Secondary Structure profiles in desired spacing using provided hardware



3 Attach and orient the acoustic elements

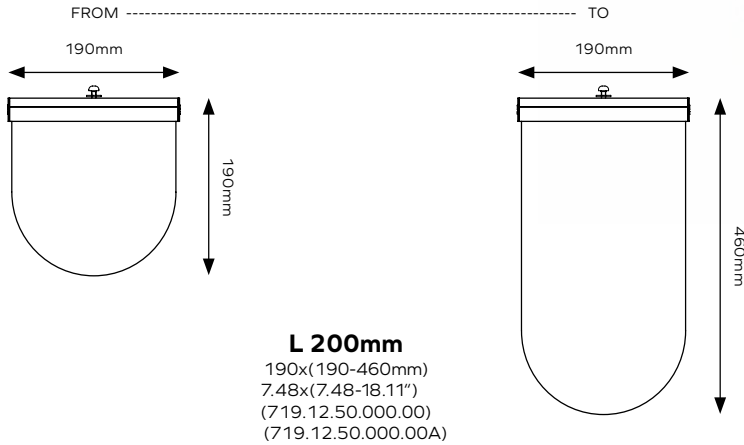


FLOCK

Acoustic Lighting



PRODUCT DIMENSIONS



ARTICLE NUMBERS

Lighting Product	Product Size	Colour code	Colour Temperature	Market Voltages
719.12.	50. (L 200mm)	000. Choose colour as shown on pg. 3	30. 3000K	Standard Voltage (220 - 240 V) A for USA Market (110 - 277 V)

Example 1: 719.12.50.706.30

Flock Light L200 [190x340mm / 7.48x13.39", Spearmint 706 colour, 3000K, (EU)]

Example 2: 719.12.50.706.30A

Flock Light L200 [190x340mm / 7.48x13.39", Spearmint 706 colour, 3000K, (USA & Canada)]

DRIVER SPECIFICATIONS

Specifications	One per composition (719.12.50.000.00)
Wattage DRIVER Max (W)	80 (up to 12 6W modules)
Voltage	110 V - USA 220 V - GLOBAL

Example 1: 719.12.51.000.00

Electrical canopy box + cable 15m [Canopy 60x290x75 with driver ON-OFF]

LED PANEL SPECIFICATIONS

Specifications	For all sizes (719.12.)
Wattage LED module (W)	6
Voltage (V)	24
Lumen (lm)	370

CERTIFICATIONS



IMPACT ACOUSTIC®
 Flock Bespoke Ceiling System rev.02 -16.01.26

(Switzerland)
 (USA)
 (Philippines)

connect@impactacoustic.com
 usa@impactacoustic.com
 philippines@impactacoustic.com

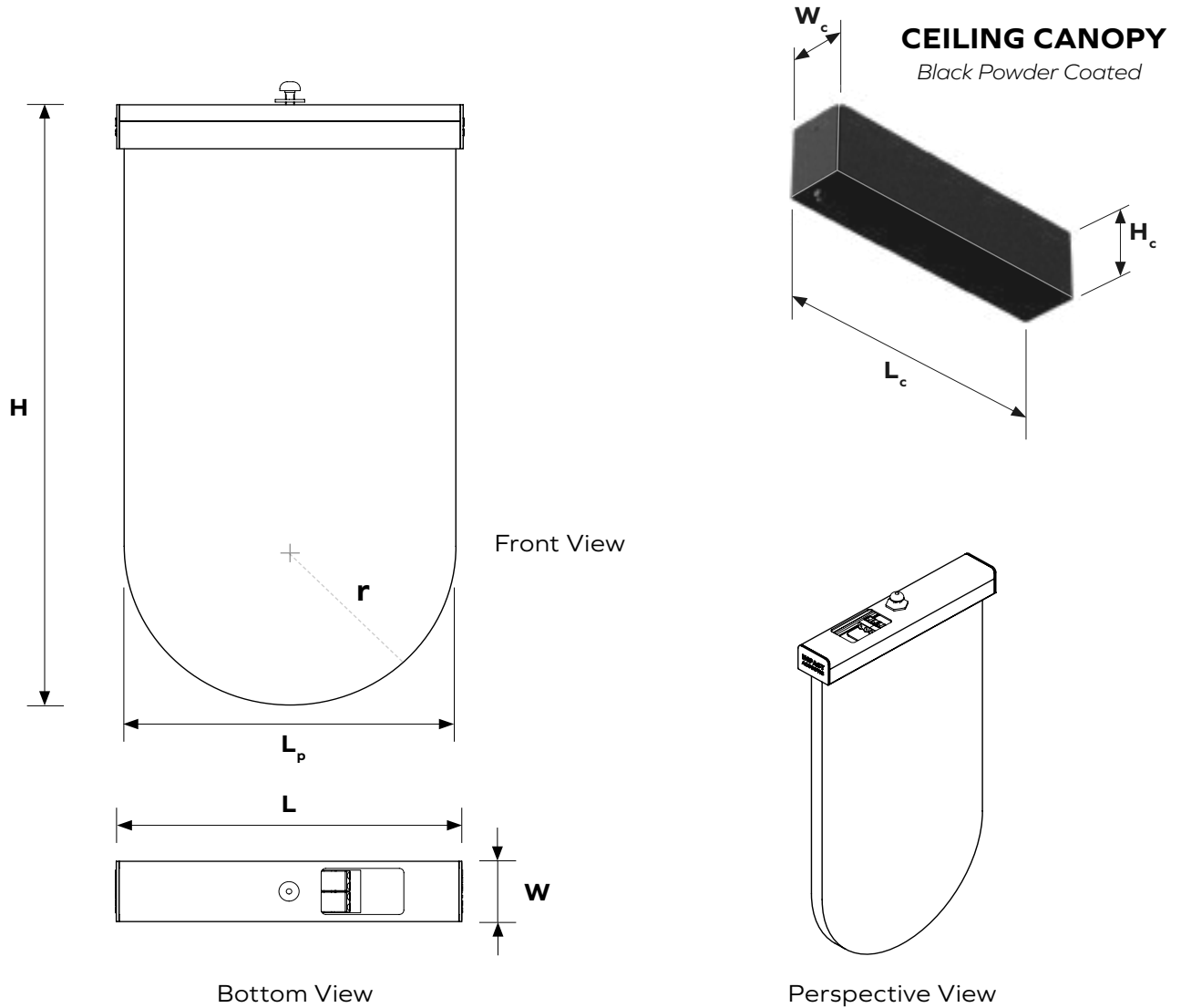
(+41) 41 244 14 00
 (+1) 619 378 2100
 (+63) 285 80 02 50

WeMakeAnImpact

FLOCK

Geometry Information

L 200mm 719.12.50.000.00/719.12.50.000.00A



Dimensions

L 200mm














































719.12.50.000.00/719.12.50.000.00A

W	Width	34 mm / 1.33"
H	Height	from 190 mm / 7.48" to 460 mm / 18.11"
L	Length	190 mm / 7.48"
L_p	Felt Panel Length	180 mm / 7.09"
r	Radius	90 mm / 3.54"
L_c	Ceiling Canopy Length	290 mm / 11.42"
W_c	Ceiling Canopy Width	60 mm / 2.36"
H_c	Ceiling Canopy Height	75 mm / 2.95"

ARCHISONIC®

Colours

 Material brochure available

									
Name	Snow White	Cloud	Smoke	Slate	Charcoal	Raven	Ground	Gull	Milk
Code	500	103	442	444	542	550	108	144	404
NCS	S 0300-N	S 1002-B	S 3005-R80B	S 4500-N	S 7502-B	S 8500-N	S 5005-Y20R	S2502-Y	S 0502-Y
									
Name	Linen	Dune	Jute	Fallow	Warm Stone	Truffle	Sunshine	Honeycomb	Electric Orange
Code	107	104	920	238	105	539	846	139	464
NCS	S 1505-Y30R	S 2005-Y	S 3010-Y30R	S 5010-Y30R	S 3010-Y50R	S 8502-R	S 1040-Y10R	S 2050-Y20R	S 0580-Y70R
									
Name	Terracotta	Soft Coral	Cinnabar	Shell Pink	Garnet	Poster Red	Hot Pink	Grape	Marine Blue
Code	239	516	725	102	724	662	140	540	864
NCS	S 4040-Y70R	S 2020-Y90R	S 6030-R	S 0510-R30B	S 5040-R10B	S 1080-R	S 2060-R20B	S 5040-R40B	S 4050-R70B
									
Name	Midnight	Royal Blue	Winter Sky	Deep Sea	Nocturne	True Navy	Ice Blue	Pacific Ocean	Lagoon
Code	810	865	410	918	866	194	304	432	917
NCS	S 7020-R70B	S 3560-R80B	S 2020-R90 B	S 5020-R90B	S 8010-R90B	S8005-B	S 0510-B	S 3040-B	S 7020-B30G
									
Name	Succulent	Spearmint	Seafoam	Nordic Pine	Moss	Grove	Pistachio	Lichen	Fern
Code	712	706	710	311	439	317	315	160	180
NCS	S 3020-B30G	S 1010-B90G	S 3010-G30Y	S 5030-G10Y	S 2040-G40Y	S 7020-G30Y	S 5020-Y	S4005-Y	S6010-G90Y

These NCS codes are the closest visual match available and may not be exact to blended fibres.

ARCHISONIC®

Colours

Experience our ARCHISONIC® Felt material with a stunning selection of 45 colours across 9 distinct families, thoughtfully curated by *Colour Hive* in London. Effortlessly combine colours harmoniously to suit your preferences. Discover more in our Materials brochure and order your free sample box today.

Colour fastness

Class 6

ISO 105-B02:A1

Order a free sample box



ARCHISONIC® Felt


Material Specification

Product Name	ARCHISONIC® Felt	
Content	100% PET (60% certified post-consumer content)	
Thickness¹	12mm (0.47")	24mm (0.94")
Max. Size	1200x2800mm (47"x110")	1800x2400mm (70"x94")
Acoustic²	ASTM: NRC=0.6 ISO: α_w =0.65	ASTM: NRC=0.9 ISO: α_w =0.95
Density¹	2400 g/m ² (0.49 lbs/ sqft)	4000 g/m ² (0.82 lbs/sqft)
Colour Fastness	Class 6 ISO 105-B02:A 1	
Colour	45 colours (see ARCHISONIC® Felt Colour page for more information)	
Maintenance	For daily cleaning we recommend alcohol solution (75%), e.g. Pantasept. In case of contamination by dust or fluff, use feather duster or a regular vacuum cleaner. For heavy dirt, treat the material with hydrogen peroxide.	
Production Lead time³	21 days	
Fire Rating	DIN EN 13501-1: B-s1, d0	ASTM E84 Class A
VOC Emission	28 Days French Regulation A+ ASTM E84 Pass Breeam® (International, UK, NL, SE, NOR) Exemplary CDPH (CDPH/EHLB/Standard Method V1.2) Pass	
Certifications	Declare label, Cradle to Cradle, UL Environmental Product Declaration, Member of US Green Building Council, Ecobau 1st Priority, Climate-KIC, VOC emissions in LEED EQ credit (low-emitting products), SCS Recycled Content	
Durability	Contract	

1 - all values are nominal 2 - measured with 300mm air cavity 3 - depending on the location and type of product



Climate-KIC is supported by the EIT, a body of the European Union



FLOCK Bespoke Ceiling System

Acoustic Performance

Testing Standards

ISO 354:2003	Acoustics — Measurement of sound absorption in a reverberation room
ISO 11654:1997	Acoustics — Sound absorbers for use in buildings — Rating of sound absorption
ASTM C423-17	Standard Test Method for Sound Absorption and Sound Absorption Coefficients by the Reverberation Room Method
ASTM E795-16	Standard Practices for Mounting Test Specimens During Sound Absorption Tests

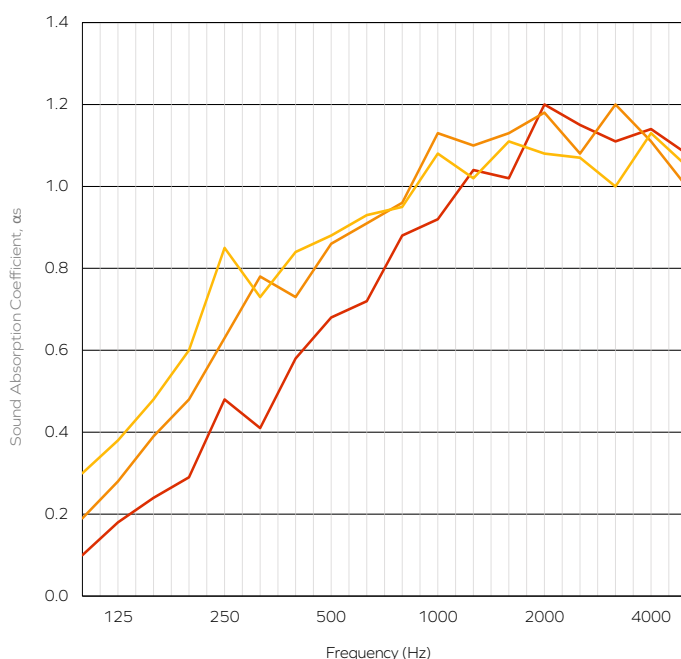
Acoustic Test Results	α_w	SAA	NRC
Flock Straight 190 ¹	0.65 (MH)	0.78	0.80
Flock Straight 270 ¹	0.9	0.91	0.95
Flock Straight 340 ¹	0.95	0.93	0.95

1 - Measured with 300mm airgap

The NRC rating is calculated as the average of the absorption coefficients measured at frequencies of 250Hz, 500Hz, 1000Hz and 2000Hz and round to the nearest 0.05. SAA rating is calculated as the average of the sound absorption coefficients of a material for the twelve one-third octave bands from 200Hz through 2500Hz and rounded off to the nearest 0.01.

Acoustic Performance

Frequency (Hz)		125	250	500	1000	2000	4000
Flock Straight 190	α_p	0.15	0.40	0.65	0.95	1.00	1.00
Flock Straight 270	α_p	0.30	0.65	0.85	1.00	1.00	1.00
Flock Straight 340	α_p	0.40	0.75	0.90	1.00	1.00	1.00



- Flock Straight 190
- Flock Straight 270
- Flock Straight 340

The table represents the practical sound absorption coefficient (α_p) in accordance with ISO 11654. The graph represents the sound absorption coefficients (α_s) in the third octave band center frequencies in accordance with ISO 354. Measurement used Pink Noise as excitation signal in a reverberant room.

FLOCK Bespoke Ceiling System

Additional Information

Online Resources

A variety of resources are available online for all of our products. Please visit the product's page for more information.



CAD files



Spec sheets and
Installation Guide



Colour families



Instruction
videos



Associated
products specs

Ordering Process

Our experienced team of Project Consultants will guide and support you throughout the order process. We fulfill the majority of our orders in as little as 21 days¹ from your first point of contact, allowing you to focus on what truly matters to you.



Contact our
consultant

Quote¹

48h



Order Confirmation

Production¹

6 - 8 Weeks



Dispatch

Transit

location based



Delivery

Contact Us

Ready to make an impact? We are just an email or call away to discuss your project and answer any question.



+41 41 244 14 00



connect@impactacoustic.com



Online form



¹ - Quote and Production times may vary.

**#We
Make An
Impact**

connect@impactacoustic.com | www.impactacoustic.com